

### Threadworm Tape Test

#### THIS IS WHAT YOU NEED

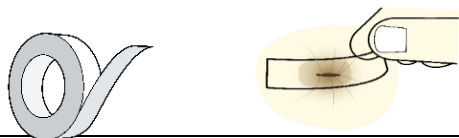
See-through, clear tape and a pencil which you have at home.

Glass slide and glass slide container which you've been given by your care provider.

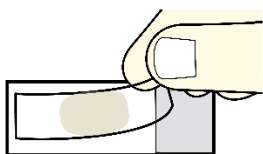
#### HOW TO DO IT



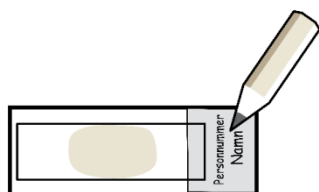
Take a sample in the morning before washing and going to the toilet.



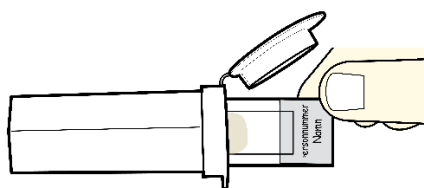
Press the adhesive side of a piece of see-through, clear tape against the anus.




Take out the glass slide. Fasten the adhesive side that you pressed against the anus onto the see-through part of the glass slide.



Label the white part of the glass slide with your full personal identity number and name, and the date at which the sample was taken. Use pencil.



Place the glass slide into the glass slide container. Close the lid.



Label the glass slide container with your full personal identity number and name, and the date and time at which the sample was taken. Use the label given to you by your care provider.



Hand in the sample to your care provider on the same day as the sample was taken at the latest. Transport the sample in a plastic bag of ice. Bring valid ID.