

## Patient Instructions

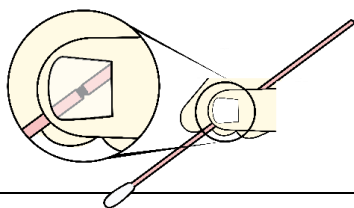
# Chlamydia/Gonococci or Mycoplasma genitalium

## Vaginal Testing

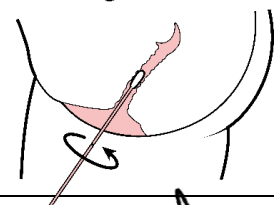
### THIS IS WHAT YOU NEED

Your care provider will give you a testing kit. The liquid in the tube is not dangerous if used normally. If you get it on your skin, rinse with plenty of water.

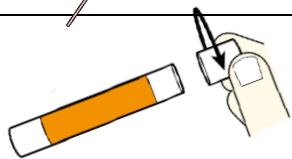
### HOW TO DO IT



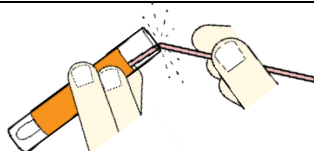
Remove the swab from the packaging. Hold the swab at the indentation with your thumb and index finger.



Carefully insert the swab three to four centimetres into the vagina and swipe/twirl the swab against the vaginal wall twice.



Unscrew the lid of the tube without destroying the foil on the lid. The liquid is to remain in the tube.




Put the swab into the tube and **break** it at the indentation.



Carefully screw the lid back on to the tube.



Label **the tube** with your full personal identity number and name, and the date and time at which the sample was taken. Use the label given to you by your care provider.



Hand in the sample to your care provider on the same day as the sample was taken at the latest. Transport the sample in a plastic bag of ice. Bring valid ID.